

Know your charger



CCS

All EVs except Mitsubishi,
Nissan, Tesla



CHAdeMO

Only for Mitsubishi,
Nissan models



J1772

Level 1 or 2 charging, only,
for all EVs except Tesla



TESLA

Tesla models only. Teslas
can use CHARGE™ stations
with an adapter

Before you buy

Talk to your local electric cooperative before purchasing an EV or PHEV to:

- Make sure the proper infrastructure is available to accommodate a home charger
- Discuss available EV incentive programs

Members looking for more affordable EVs should check with local dealerships to see if they sell used EVs.

Other considerations:

- Used EVs can be just as fun, yet more affordable, than purchasing a new vehicle
- The majority of EV charging happens at home. Install your home charger where you park the vehicle
- Your parking space should be clear of objects that may obstruct a vehicle's ability to plug-in; the cord should not wrap around or drape over the vehicle
- Level 2 charger plus installation can cost between \$500 and \$1,200

Incentives from your cooperative

Your local electric cooperative offers rebates and reduced charging rates for Level 2 charging. Inquire with an Energy Solutions Specialist to learn more.

800-734-6421 | www.fmec.coop



Freeborn
Mower
Electric
Cooperative

CHARGE™
POWERED BY CO-OPS

Your electric cooperative recognizes the need for convenient, publicly available electric vehicle charging stations. We've joined with other electric cooperatives throughout the nation to develop Levels 2 and 3 charging stations within co-op service territories, building the CHARGE™ network.

A map of existing CHARGE™ charging stations and more information can be found at www.CHARGE.coop.

Planning for an Electric Vehicle in Your Future?



Electric Vehicles at a Glance

All-Electric Vehicle (EVs)

EVs use a battery to store the electrical energy that powers the motor. EV batteries are charged by plugging the vehicle into an electric power source.

RANGE
110-400 mi.

FUEL TYPE
Battery

MILES PER GALLON EQUIVALENT
68-141

Plug-In Hybrid Vehicle (PHEVs)

PHEVs are powered by conventional or alternative fuels and electrical energy stored in a battery. The vehicle can be plugged into an electric power source to charge the battery in addition to using regenerative braking and the internal combustion engine or other propulsion source.

RANGE
12-48 mi. (electric) 200-640 mi. total

FUEL TYPE
Gasoline + Battery

MILES PER GALLON EQUIVALENT
42-133

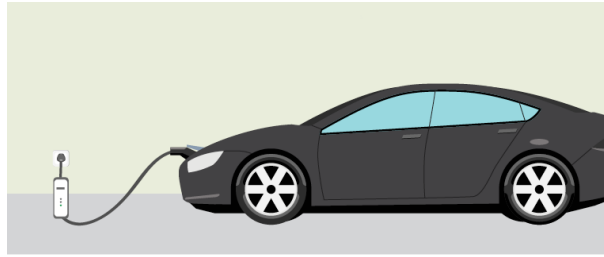


How will you charge the vehicle?

Based on surveys of electric vehicle (EV) owners, 80 percent of charging occurs at home. There are different levels of charging stations available. The information below may help you decide which is best for your needs. If you do not want to charge a vehicle, a conventional hybrid will use less gasoline than non-hybrid models.

Residential EV Chargers

LEVEL 1 CHARGER



Requires access to a 120-volt outlet in an area where you can recharge the car overnight (or have a qualified electrician install one in a convenient location).


VOLTAGE
120V 1-Phase AC

AMPS
12-16 Amps

CHARGING LOADS
1.4 to 1.9 kW

CHARGE TIME FOR VEHICLE
3-5 Miles of Range Per Hour

LEVEL 2 CHARGER



Requires installation of a 240-volt hardwired EV charger or the appropriate 240-volt receptacle for a plug-connected charger (installation must be completed by a qualified electrician).

VOLTAGE
208V or 240V 1-Phase AC

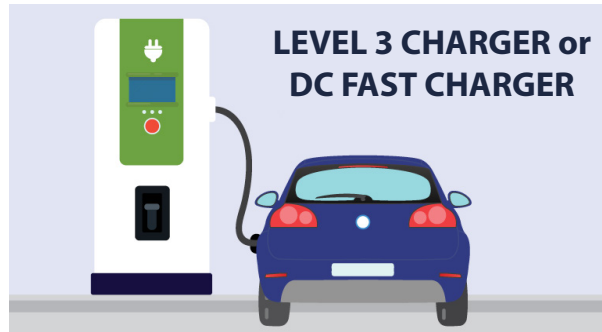
AMPS
12-80 Amps (Typ. 32 Amps)

CHARGING LOADS
3.6 to 19.2 kW (Typ. 7 kW)

CHARGE TIME FOR VEHICLE
10-55 Miles of Range Per Hour

Public EV Chargers

TIP: DOWNLOAD AN APP ON YOUR SMARTPHONE TO HELP LOCATE CHARGING STATIONS WHEN YOU TRAVEL



LEVEL 3 CHARGER or DC FAST CHARGER

VOLTAGE
480V 3-Phase AC

AMPS
<400 Amps (Typ. 60 Amps)

CHARGING LOADS
<350 kW (Typ. 50 kW)

CHARGE TIME FOR VEHICLE
150 Miles of Range Per Hour